

FUJIFILM
Value from Innovation



The *A*mazing nano.

NEW
FDR nano

Compact digital X-ray cart system

Amazing Solution

FUJIFILM provides a new solution with compact digital X-ray cart system for critical moments you face everyday.



Trinity system to promote mobile imaging efficiency

Our ability to capture sharper images at a lower dose, which we have enhanced over the course of many years as a cassette DR manufacturer, brings out the best of the "Ultra-high sensitivity system." By integrating Fujifilm's proprietary image processing technologies, the lightweight, compact imaging system can demonstrate easy-to-read images smoothly.

Amazing Movement Providing easy handling in any radiography situation

Significantly downsized body allows you to go anywhere

Total weight reduction of approx. 90 kg, i.e. approx. 80 % reduction, is achieved compared to traditional mobile X-ray*. It also offers a significant reduction in terms of the external dimensions, enabling smooth movement in the hospital and at the bedside.


Free spin and slide movement

The extremely lightweight body with four wheel caster can slide in any direction and spin at one point. The synergistic effect of the lightweight, compact body enables easy handling, even with one hand.



Flexible operation panel

Enables free adjustments of rotating, tilting and height adjustment while viewing the display.



Instant image confirmation after radiography



FDR nano



01 Cassette DR FDR D-EVO II

- High sensitivity "ISS" reading technology
- Equipped with noise reduction circuit
- Lightweight, easy insertion, waterproof/antibacterial

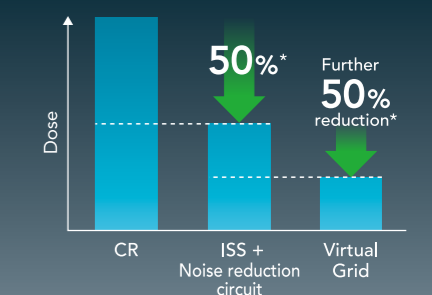


02 New Image Processing Technology Virtual Grid

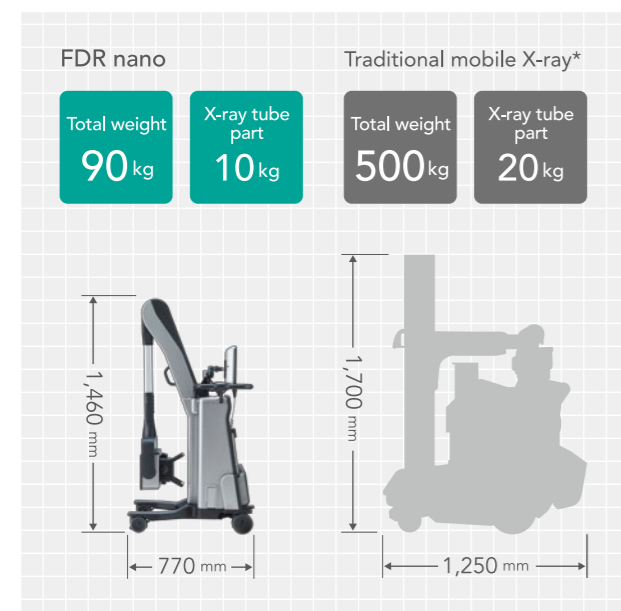
- Demonstrates high-contrast images without a grid
- Improves image granularity in low-dose imaging

03 Ultra-lightweight, compact digital X-ray cart

- Compact mono-tank X-ray
- Flexible operation panel
- Four wheel caster



* By comparison with our conventional images



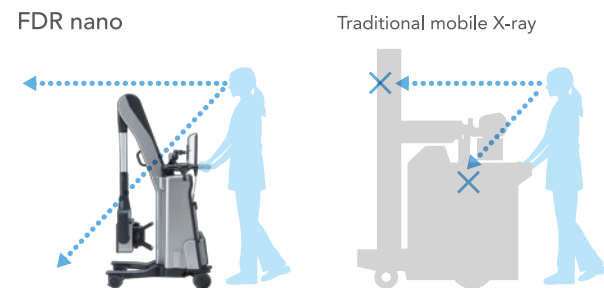
*The weights of conventional mobile digital X-ray machines are estimated at 400 kg to 600 kg.

Amazing Workflow

Innovation with mobility due to light weight and compactness

Improves both forward and downward visibility

Significant downsizing secures a wide range of visibility, enhancing safety when passing others in the hospital and moving the cart in narrow spaces such as the bedside.



Accurate movement



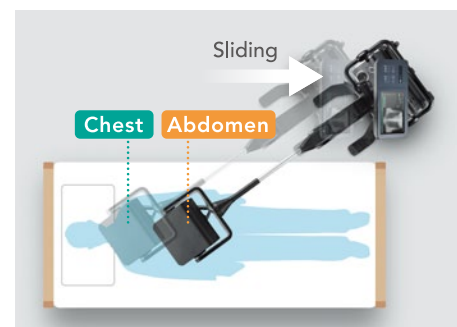
Able to smoothly approach the best position at the bedside.

Easy positioning



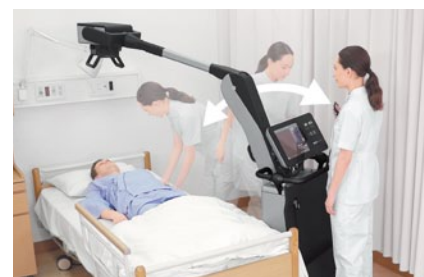
Intuitive arm handling

The downsizing of the X-ray tube enables the arm to be moved freely, even in one-handed handle operation, and allows smooth positioning for radiography.



Simply sliding or turning the main unit enables easy position changes. Sequential radiography of the chest and abdomen can be carried out quickly with ease.

The shortest moving distance



The slim body allows technologists to make minimum movements while operating and positioning.



The swivel mechanism enables fine-tuning of the radiation field ($\pm 15^\circ$).

Amazing Usability

Unique devices through fusion of DR and X-ray unit

High-performance battery to minimize downtime

The high performance built-in Li-ion battery enables 12 hours' continuous use at 20 shots/hour, with a quick full charge of 4 hours. Also for a quick charge of 15 mins, 1 hour usage is possible (equivalent to 20 shots)

- 12 hours' use (20 shots/hour)
- 1 hour use with 15 mins charge
- Quick full charge in 4 hours
- Long service life

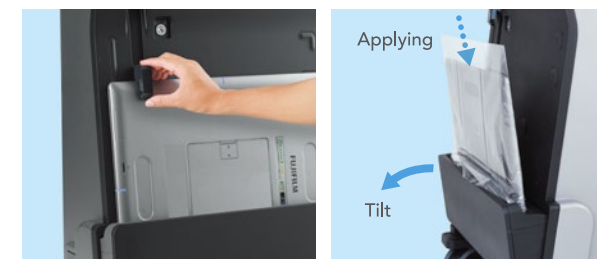
Plug-in shot

By using the AC power cord radiography can be performed even when the battery is empty.



DR slot to provide a variety of functions

Equipped with a DR slot for charging, sharing, and locking the D-EVO II, also tilting the DR slot make it easy to apply the cover. * Fujifilm do not provide a cover.



Key Lock

Image of applying a cover

FDR D-EVO II

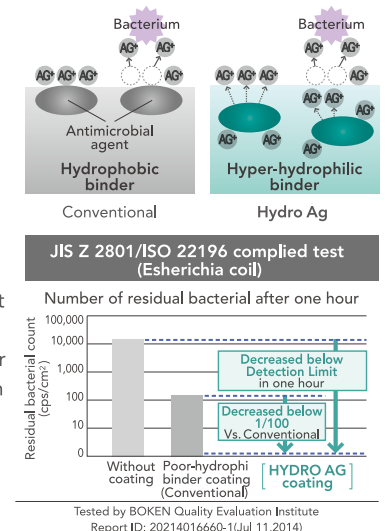
In addition to the antibacterial coating of the panel surface with Hydro Ag, the series complies with the waterproofing standard IPX6*. It can dispel uneasiness regarding the possible entry of blood or vomit. Further, it has achieved load bearing of 310 kg.

* Due to the characteristics of the product, the effect is not guaranteed in the future.

Main parts fully coated with new "Hydro Ag" technology



Operation panel and hand switch which are frequently touched by radiographer are coated with "Hydro Ag," which has an antibacterial effect 100 times greater than that of conventional Ag coating. The long-lasting greater antibacterial effect prevents bacterial growth. A hyper-hydrophilic binder allows for an easy-to-clean unit and hygienic use.



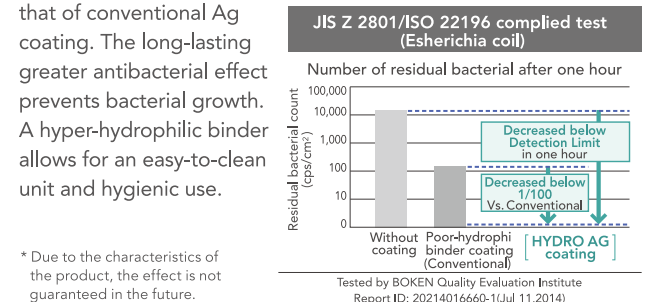
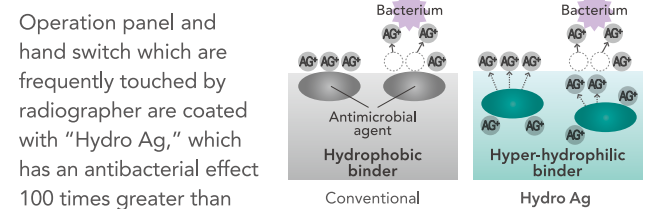
* Due to the characteristics of the product, the effect is not guaranteed in the future.

Easy to clean design

A flat design has been adopted with less irregularity and cableless arm to keep the system clean with ease.



Integrated management of console and X-ray operation parts



A flat design has been adopted with less irregularity and cableless arm to keep the system clean with ease.



FDR D-EVO II C35 [35 x 43 cm model]

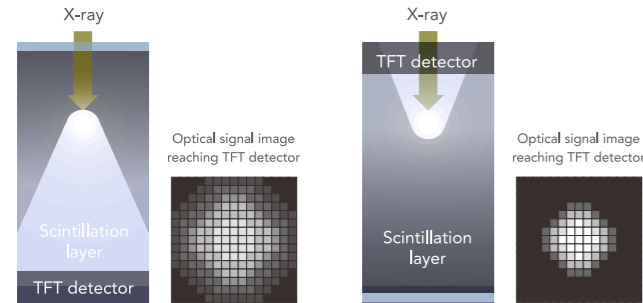
FDR D-EVO II C43 [43 x 43 cm model]

FDR D-EVO II C24 [24 x 30 cm model]

Cassette DR FDR D-EVO II

Higher sensitivity achieved by advanced reading technology "ISS system"

A combination of a columnar crystal CsI scintillator with Fujifilm's "ISS system" enables the suppression of energy attenuation and light scattering unattainable with conventional methods, and achieves higher resolution imaging at low X-ray doses, leading to the world's highest level of DQE 54% (approx. 1Lp/mm, 1mR) and MTF 80% (approx. 1Lp/mm, 1mR).



Conventional method ISS system reading technology

Fujifilm noise reduction circuit improves sensitivity in high absorption regions

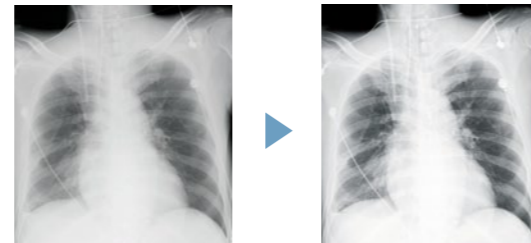
Our proprietary noise-reduction circuit enables the noise reduction of the image, improves the granularity of low-density regions, and achieves high image quality.



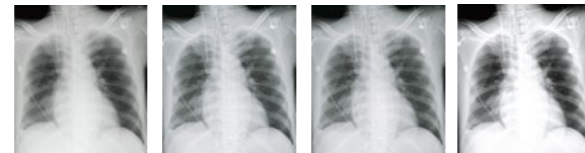
Image Processing Technology Virtual Grid

Provides a high-contrast image without using a grid

Virtual Grid is a software which estimates the scattered radiation components causing a decrease in image contrast and the thickness of the human body calculated on a pixel basis as three-dimensional information to obtain higher contrast images without a grid.



No Grid Virtual Grid



1:1 6:1 8:1 20:1

You can choose the optimum grid ratio for your examination needs.

*It does not guarantee an equivalent effect to the actual grid.

Image Processing Technology Dynamic Visualization II



Dynamic Visualization II

Based on the estimated three-dimensional information, Dynamic Visualization II recognizes different thicknesses of body parts and structures to optimize contrast and density.

* Optional



Conventional processing Dynamic Visualization II Conventional processing Dynamic Visualization II

Specification

Product name	FDR nano
Model No.	DR-XD1000
Power supply	100-240 V AC, Single phase: 50-60 Hz 8-3.3 A
X-ray output	Max. rating: 2.5 kW Tube voltage: 40-100 kV Tube current: Max 35 mA
X-ray tube	Nominal focal spot size 1.2 mm maximum anode heat capacity 35 kJ (50 kHU) Target angle: 16 degree
Total width	550 mm (excluding handle fix part)
Total length	770 mm
Total height	1,460 mm
Weight	90 kg

System Components: Flat Panel Sensor (Wireless model)

Product name	FDR D-EVO II C35	FDR D-EVO II C43	FDR D-EVO II C24
Model No.	DR-ID1211SE	DR-ID1212SE	DR-ID1213SE
Scintillator	CsI (Cesium iodide)	CsI (Cesium iodide)	CsI (Cesium iodide)
Detector external size	460 × 384 × 15 mm (Approx.) [18" × 15" × 0.6"]	460 × 460 × 15 mm (Approx.) [18" × 18" × 0.6"]	328 × 268 × 15 mm (Approx.) [12.9" × 10.6" × 0.6"]
Weight	Approx. 2.6 kg [5.7 lbs.] (including battery)	Approx. 3.2 kg [7.1 lbs.] (including battery)	Approx. 1.5 kg [3.3 lbs.] (including battery)

- Optional Items
- High handle kit
 - Added filter
 - Accessory case
 - Apron hanger
 - BCR
 - Wet tissue holder
 - DAP meter fix kit

External appearance and specifications are subject to change without notice. All brand names or trademarks are the property of their respective owners. All products require the regulatory approval of the importing country. For details on their availability, contact our local representative.



The Amazing nano.

NEW
FDR nano

Compact digital X-ray cart system